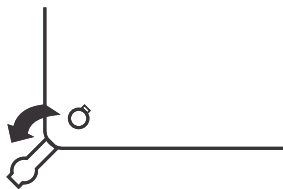
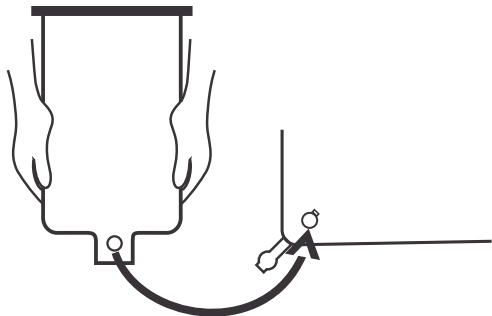


1



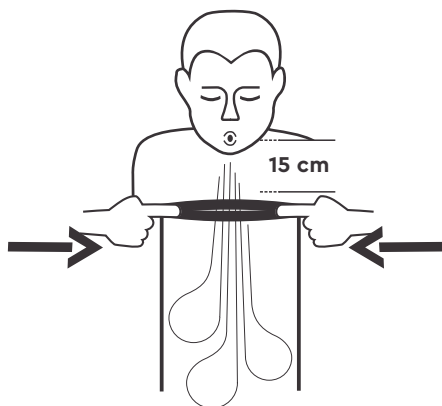
Ventil der Matte öffnen
Open pad valve
Ventiel van mat openen
Ouvrir la valve du matelas
Aprire la valvola del materasso
Abrir la válvula del colchón

2



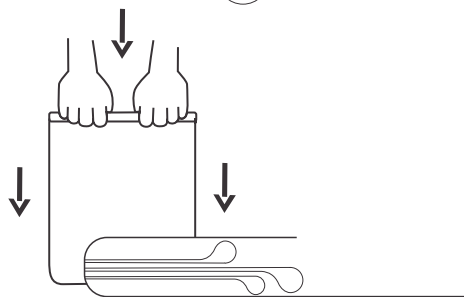
Pumpsack an die Matte anschließen
Connect pump sack to pad
Verbind pompzak met mat
Connecter le sac pompe au matelas
Collegamento il sacco pompa al materasso
Conexión dem sacco de bomba al colchón

3



Luft in den Pumpsack blasen
Blow air into the pump sack
Blaas lucht in de pompzak
Souffler de l'air dans le sac pompe
Insufflare aria nel sacco pompa
Soplando aire en el saco de bomba

4



Aufrollen und Luft in die Matte drücken
Roll up and push air into pad
Rol op en duw lucht in de mat
Enrouler et pousser l'air dans le matelas
Arrotolare e spingere l'aria nel materasso
Enrolla e introduce aire en el colchón

5



Ventil der Matte schließen
Close pad valve
Ventiel van mat sluiten
Fermer la valve du matelas
Chiudere la valvola del materasso
Cerrar la válvula del colchón